

# Art @ ELE

## EXPLORING COLOUR AND PRINTMAKING IN RECEPTION

It has been a busy first half term for the Reception children; they have been exploring paint and chalk in art lessons. The children have made paint explosions to represent Bonfire Night, painted in the rain to see how colours mix and chalked imaginative pictures as they begin to understand mark making.



In forest sessions they have been learning about nature and have found lots of ways to print. They made paint prints of leaves, printed apples, took leaf rubbings and even used hammers to make leaf and flower prints.



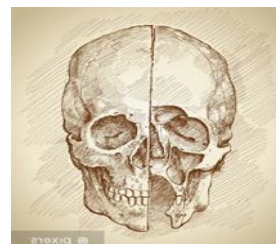
The children have also been using clay on Muddy Mondays and making great representations of hibernating hedgehogs. They had very natural forest needles for spikes!!

The children also have their own gallery in class and love displaying their work. This has helped to develop their sketching skills. We love their Gruffalo drawings. Well done Reception!



## THE HUMAN FORM - YEAR THREE

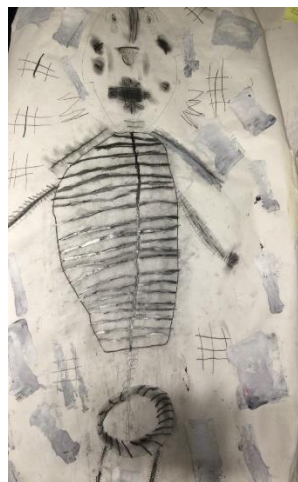


Our Year 3 children have been looking at the work of Leonardo da Vinci's Renaissance style and Jean Michel Basquiat's neo-expressionism style.



They have been comparing their representations of the human form. The artwork they explored became inspiration for the children producing sketchbook work based on the human body. They used pencil, charcoal and graphite to create their own work, not reproductions.

After sketching, they rolled white and back poster paint onto a large piece of sugar paper and discussed how the colours mix. The children then moved the tables to the edge of the room so they could work on the floor. In teams, the children produced large scale versions of their sketches. Their artwork was amazing!





The children were confident in thinking of impressive shapes they would like to create and the textures they wanted to add to replicate scales and other aspects of a dragon eye. Take a look, at their final breath-taking pieces.

## MYTHICAL DRAGON'S YEAR FOUR

A photograph of a rectangular, yellowish-brown object, possibly a piece of wood or stone, with a central, circular, green and blue eye-like feature. The object is set against a solid blue background.





## Children's voices

"I liked using tools and making patterns in the clay"  
Orla

"I liked moulding the clay and having the freedom to paint, draw and construct" Isaac G

"I really liked this topic it was great. I liked adding texture and colour. The eyes looked real!" Peter

## CLAUDE MONET YEAR SIX

In Year Six, the children have been looking at some of the beautiful artwork of Claude Monet.




They have been exploring acrylic paint to create their own work in the style of this famous artist. The children loved the impressionist style and Monet's beautiful representations of nature.

Sketchbook work focused on gaining an understanding of acrylics and mastering brush stroke techniques.



Their final masterpieces truly spoke of the impressionist era and are a credit to the class.



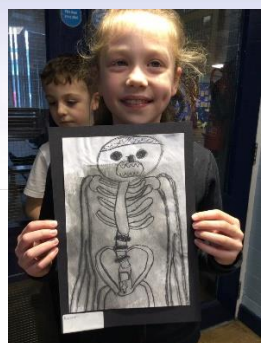


Children's voices "I enjoyed using acrylics and finding out about Monet. I thought the final art was realistic and I loved every art lesson."  
Joseph G



## St Helens Open Art Competition

In this first half term, we have seen outstanding artwork produced by many classes throughout school. Artwork from Year Three, Four and Six was entered into the St Helens Art Competition.

We are excited to announce that twelve children's artwork was selected to be displayed in an art exhibition at the World of Glass



**Lena Clark** from Year Three won first place in the drawing category and won a beautiful glass trophy. The artist judge said "It was a cracking drawing that I would have happily hung on my own wall." Well done Lena, you are an amazing artist!



The World of Glass exhibition is on until January. Why not visit the gallery, it is fantastic and would be a great day out for any child interested in art?

Lena "I was surprised when I won. I liked drawing the big skeletons and using different types of pencils. The skeletons looked real when they were finished. I was really happy that I won."



## Remembrance Day Art

Children in Reception Class and a Y2 lunchtime club painted beautiful representations of poppies on Remembrance Day.



The Reception children also printed poppies with apples and finger-painted poppy fields.

Poppies produced on the day have been displayed in a beautiful installation in the Infant Forest.



The children have loved viewing this sculpture and have shown a tremendous amount of dignity and respect when they have described it.

Don't forget to take a look at this sculpture on your way home. It is a fitting tribute to all fallen soldiers.



## CHRISTMAS CARDS



If you have not viewed your child's Christmas card design yet log onto [www.mychildsart.co.uk](http://www.mychildsart.co.uk).  
Type in the username - EcclestonLaneEnds  
Password - QS2hkmUL

You can purchase your child's artwork and have it printed onto cards, mugs, candles and lots more.

What a brilliant way to celebrate your child's artistic skills!



## WORKING WITH ARTISTS

The children have been enjoying viewing a piece of modern art hung in the school hall. It is painted by the artist Matthew Frame, an award-winning illustrator.



This HUGE piece is titled 'Frankly Frankenstein' and represents the balance between the natural form and the mechanical. Later in the year, Year 6 will be producing artwork based on this exciting piece and last year's class made these outstanding drawings below.



This painting displayed in the school hall certainly has created lots of interest in school and the children have enjoyed exploring the image and verbalising their artistic opinions.

What an exciting first half term of art!







